

Easy DIY Costume Animals for Halloween

Free Patterns from WelcomeToNanas.com

Complete instructions at: <https://WelcomeToNanas.com/Halloween-animal-easy-diy-costumes-free-patterns>.

YouTube video at :

Choose an animal costume you want to create.


Use patterns of eyes, ears, nose, etc. to make from felt.

Stitch or use fabric glue to attach to a sewn hood (from a hand towel - directions on the post) or a hoodie or hooded PJ's.

Decorate and add details with permanent marker. Have fun!

Put up pictures and tag with #WelcomeToNanas.

Happy Halloween or happy theater fun !!



Face-A1 Light Pink
Ears-B4 Light Pink /DK Pink
Nose-C2 small Dark Pink
Eyes-D7 Black
Brow-E3 Dark Pink
Tummy - Pink
Tail - Pink /Black end



Face-A2 Black
Ears-B4 Black /Pink
Nose-C2 large White
Nose-C1 Black
Eyes-D9 White /Black
Top of head - White or
Chanille bath rug cut
to go down back
of sweatshirt
Tummy - white
Tail - Black /white stripe or
Chanille bath rug stripe



www.WelcomeToNanas.com

S Carlson LLC © 2024

Easy DIY Costume Animals for Halloween

Free Patterns from WelcomeToNanas.com




WOLF

Tail-Ear Grey



- Face- A1- grey
- Ear- B4- grey/black
- Nose- C4 grey
- Nose- C1 black
- Nose- C8 white
- Eyes- D10 white
- Eyes- D7 Black
- Tummy E1 Grey/black
- Paw- F1 Grey/black

- Face- A1- Tan
- Ear- B4- Tan/Brown
- Nose- C4 Brown
- Nose- C7 white
- Nose- C1 Black
- Eyes- D3 white
- Eyes- D4 Black
- Brow- E3 Orange
- Paw- F1 Orange/wht

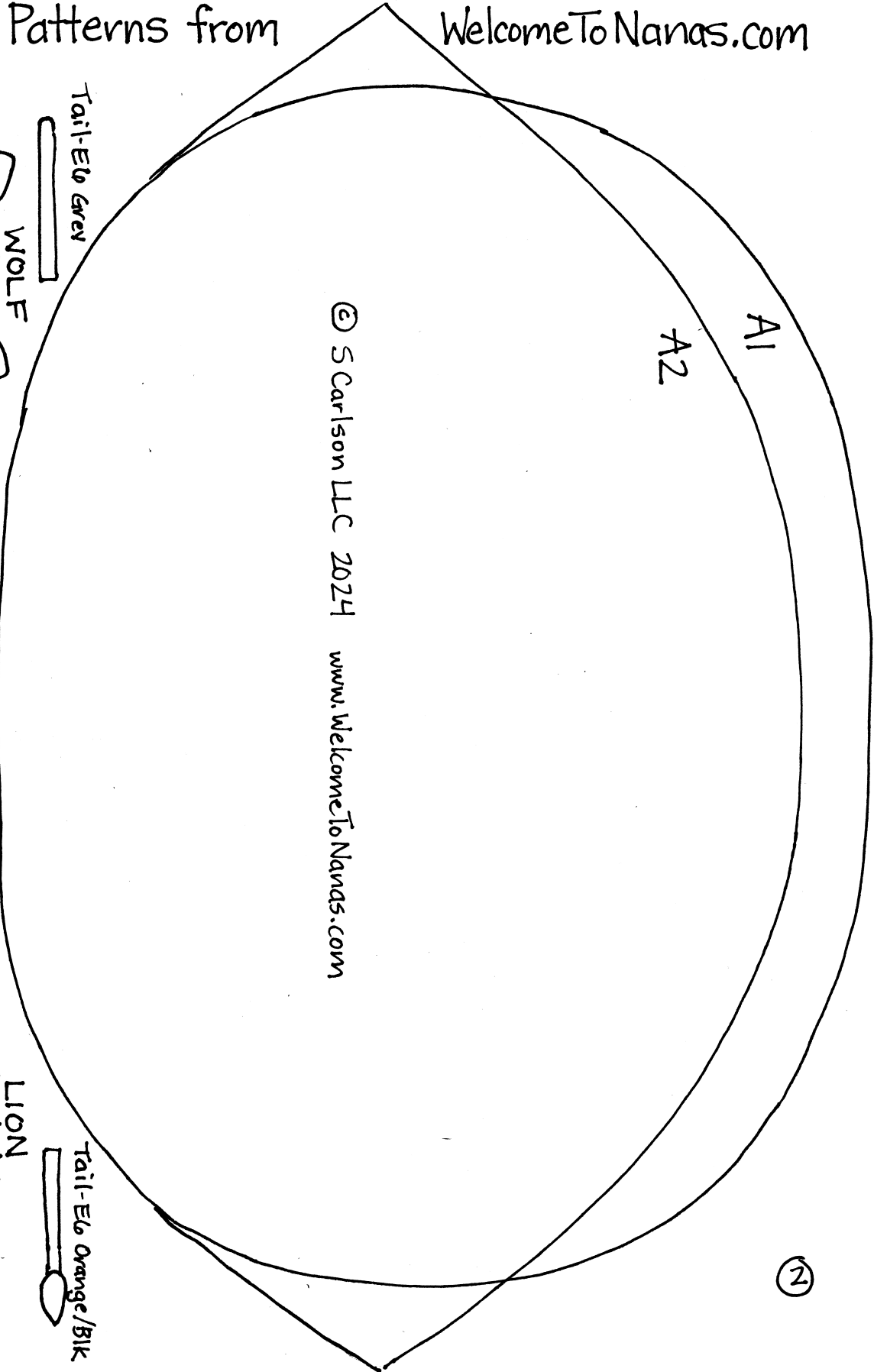


LION

Tail-Ear Orange/Blk



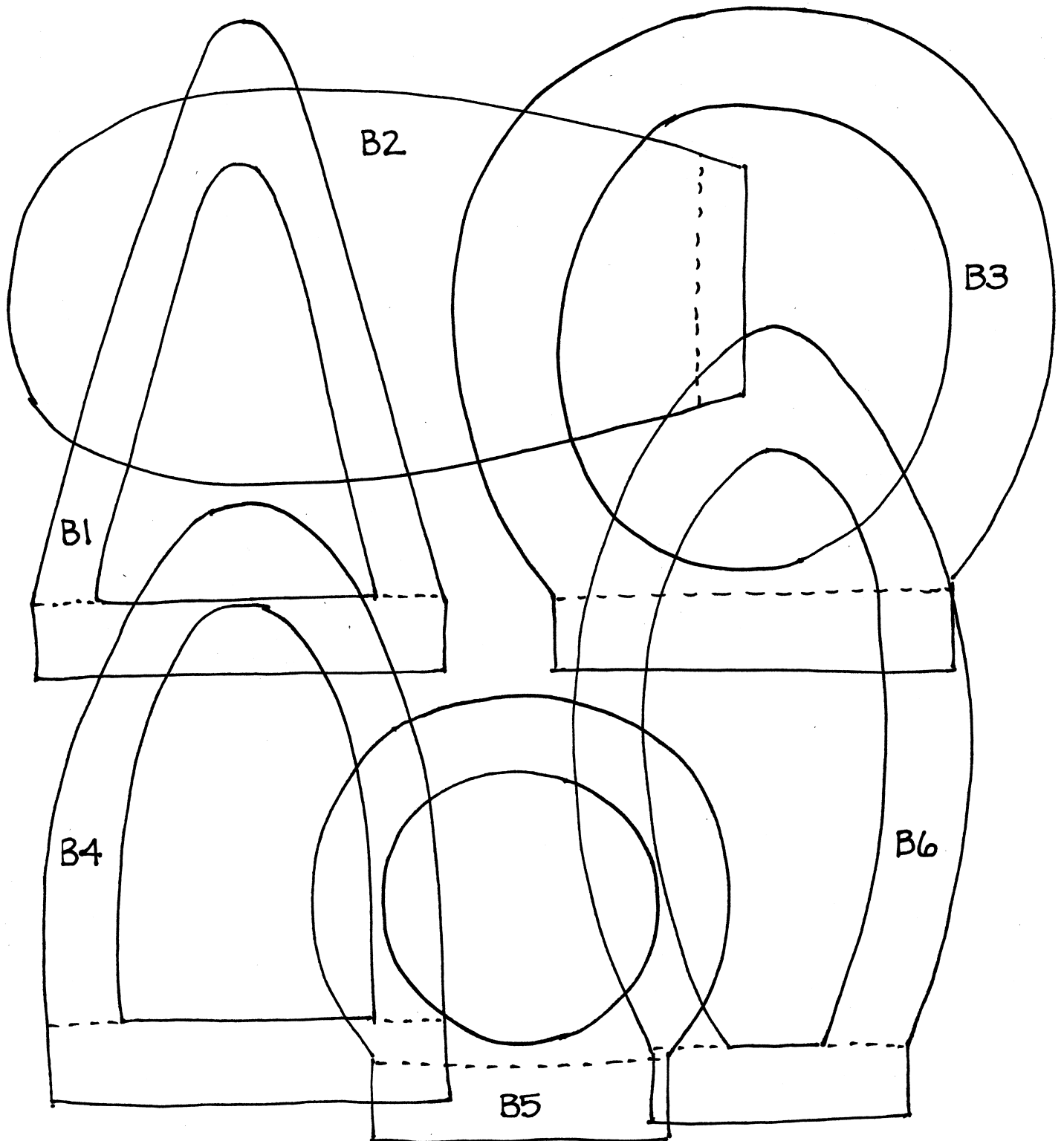
- Tummy- white
- Mane- Orange



© 5 Carlson LLC 2024 www.WelcomeToNanas.com

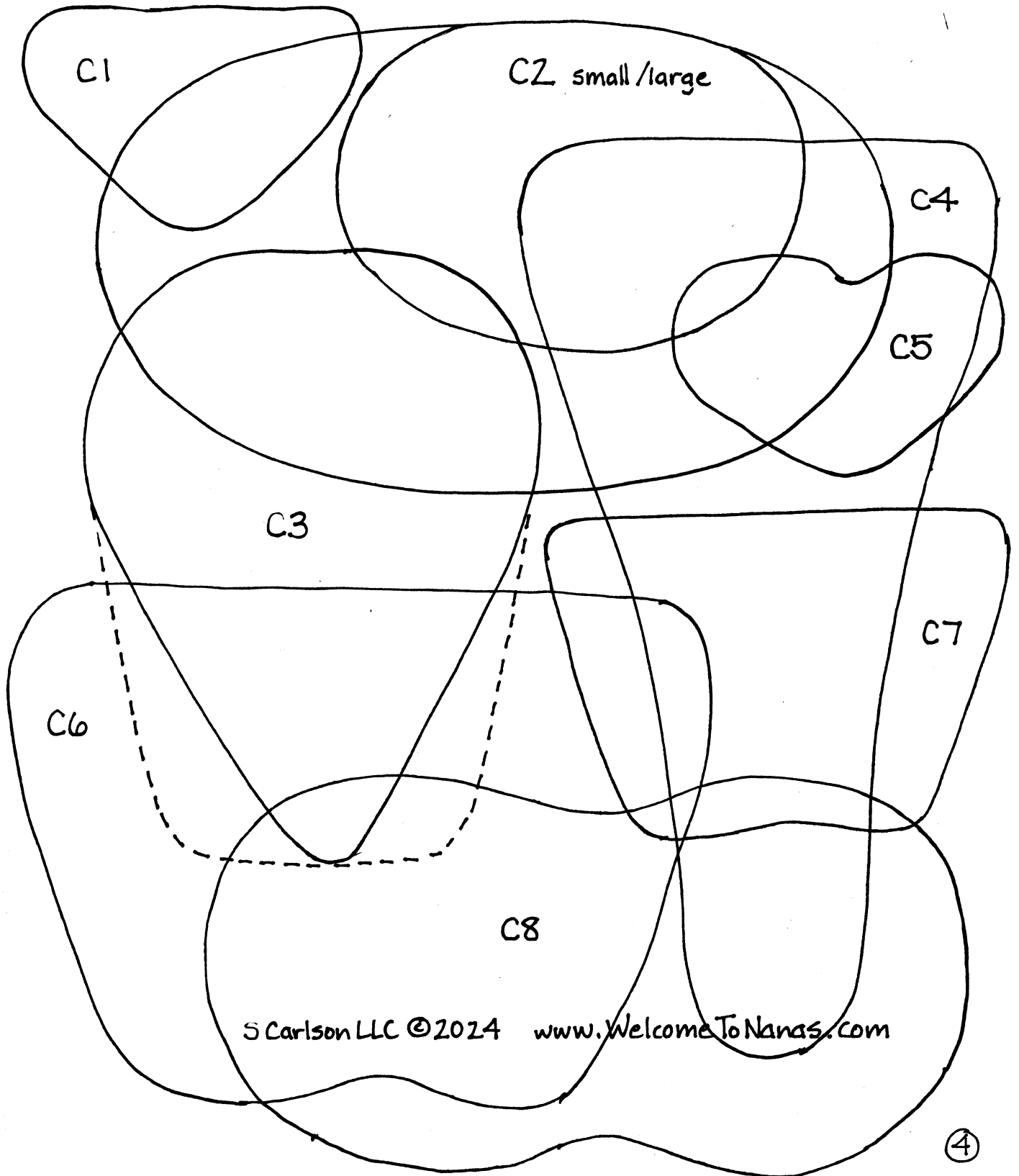
Easy DIY Costume Animals for Halloween

Free Patterns from WelcomeToNanas.com



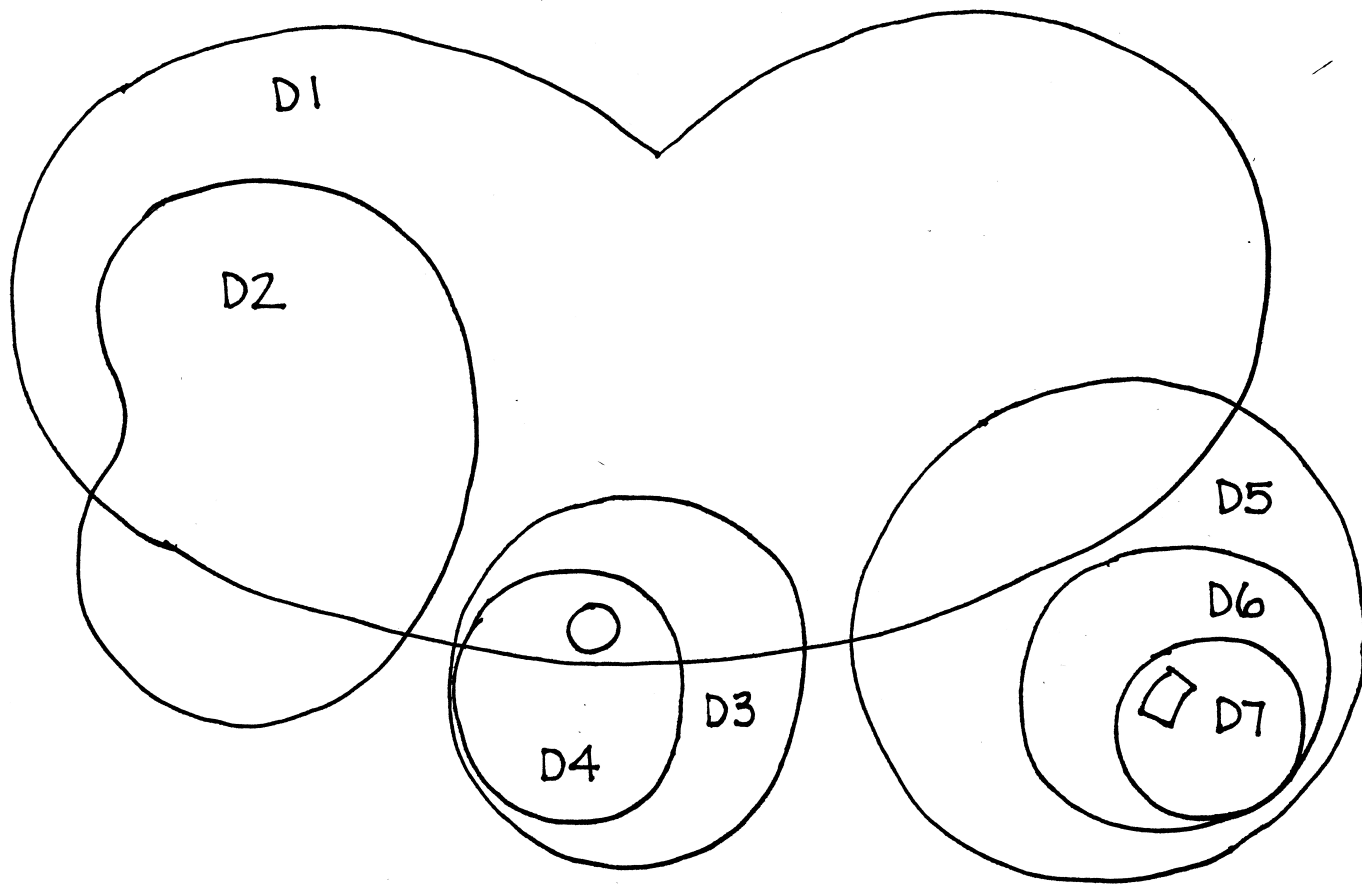
Easy DIY Costume Animals for Halloween

Free Patterns from WelcomeToNanas.com



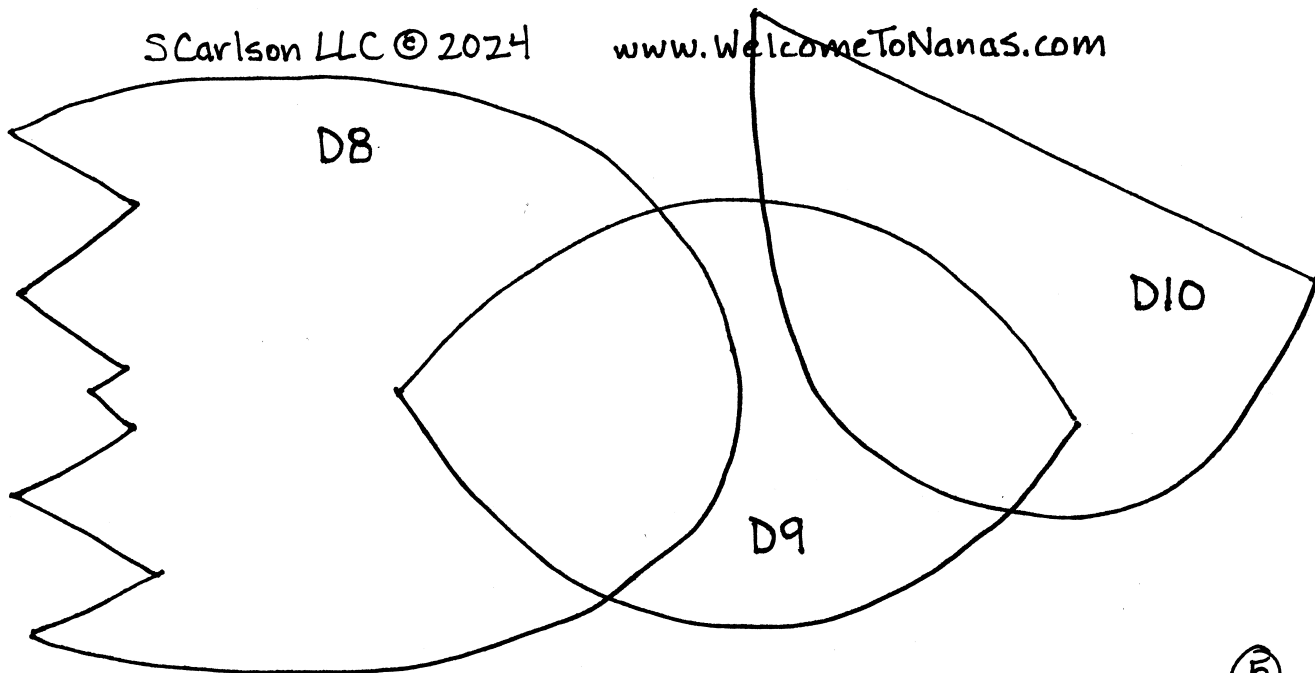
Easy DIY Costume Animals for Halloween

Free Patterns from WelcomeToNanas.com



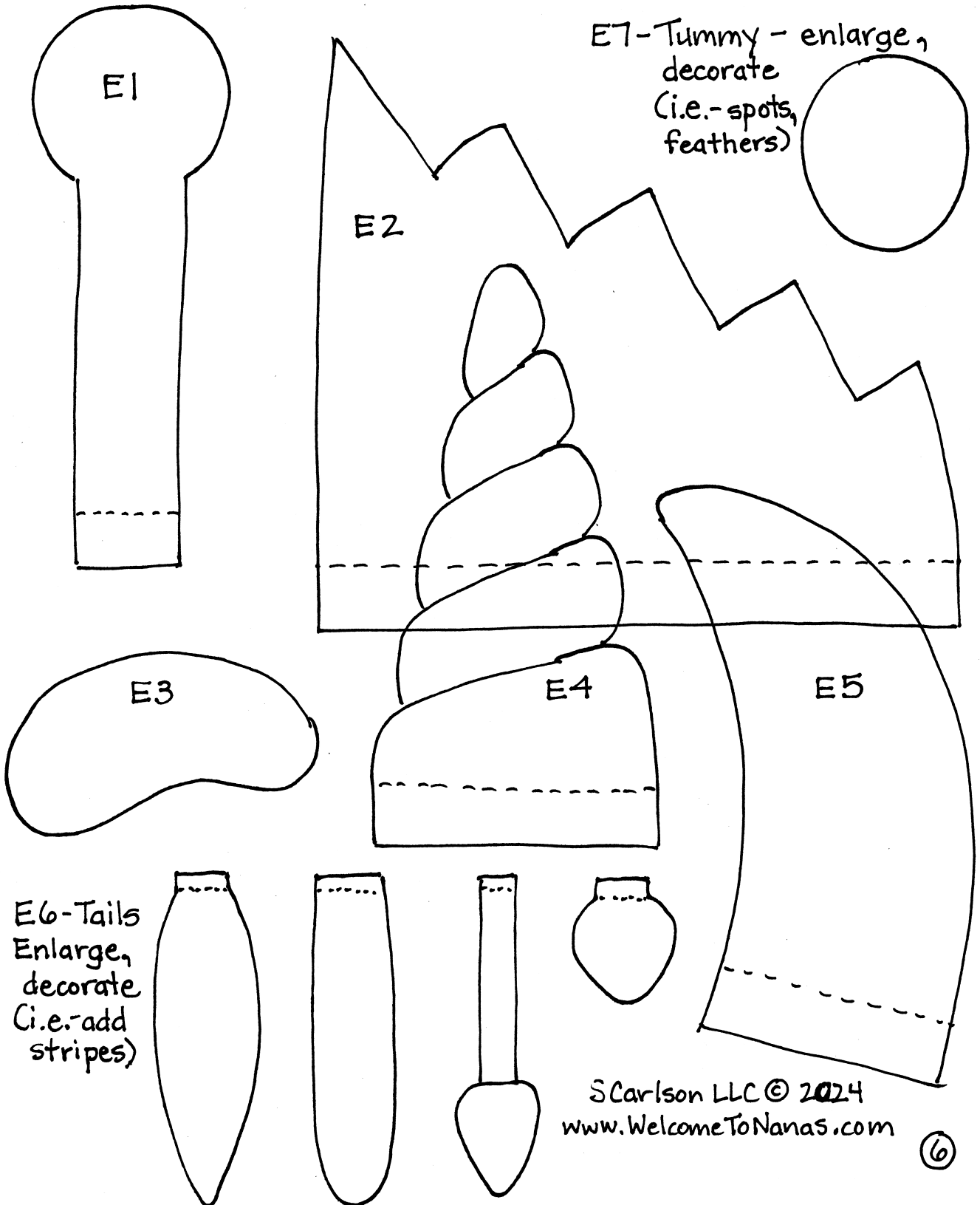
SCarlson LLC © 2024

www.WelcomeToNanas.com



Easy DIY Costume Animals for Halloween

Free Patterns from WelcomeToNanas.com

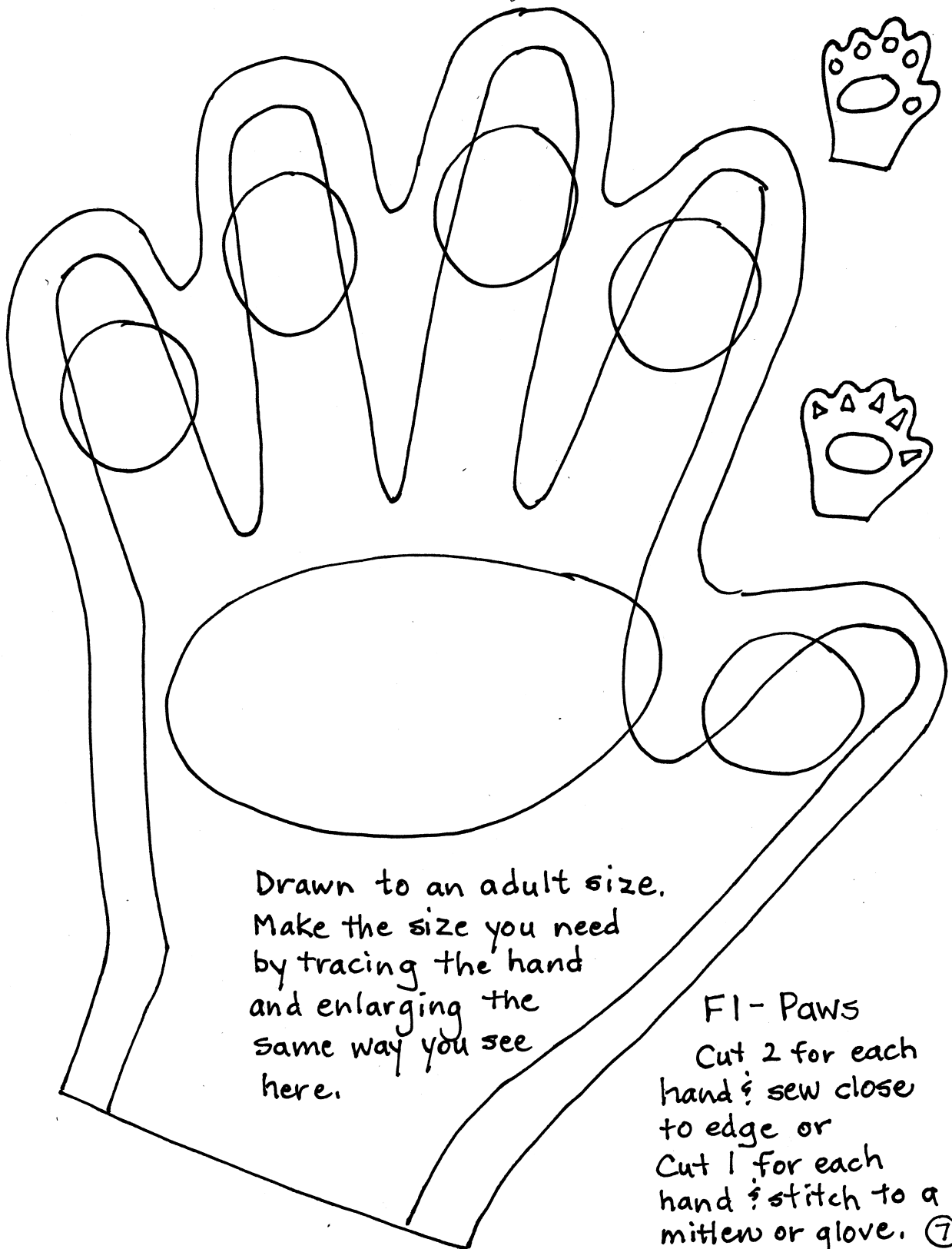


S Carlson LLC © 2024
www.WelcomeToNanas.com

Easy DIY Costume Animals for Halloween


Free Patterns from WelcomeToNanas.com

© Carlson LLC © 2024 www.WelcomeToNanas.com




Easy DIY Costume Animals for Halloween


Free Patterns from WelcomeToNanas.com




- DOG (BLUEY)**
- Face - A1 Navy
 - Ears - B1 Navy/Beige
 - Nose - C4 Medium Blue
 - Nose - C8 Light Blue
 - Nose - C7 Beige
 - Nose - C1 Black
 - Eyes - D6 white
 - Eyes - D7 Black
 - Brow - E3 Lt Blue
 - Tummy - Lt Blue
 - Tail - E6 Med Blue/Navy
 - Paw - F1 Med Blue




- PANDA**
- Face - A1 white
 - Ears - B3 Black/white
 - Nose - C5 Black
 - Eyes - D5 Black
 - Eyes - D7 white
 - Eyes - D8 Black
 - Tummy - white
 - Tail - E6 white
 - Paw - F1 Black/white




- RACCOON**
- Face - A2 white
 - Ears - B4 Grey/Black
 - Nose - C4 Grey
 - Nose - C2 white
 - Nose - C1 Black
 - Eyes - D8 Black
 - Eyes - D6 white
 - Eyes - D7 Black
 - Tummy - white
 - Tail - E6 Grey/Black



- FOX**
- Face - A2 Orange/white
 - Ears - B4 Orange/Black
 - Nose - C4 Orange
 - Nose - C1 Black
 - Eyes - D7 Black
 - Tummy - white
 - Tail - E6 Orange/white



- BIRD**
- Face - A1 Navy
 - Nose - C3 Orange or Yellow
 - Eyes - D6 Light Blue
 - Eyes - D7 Black
 - Crest - E2 Navy
 - Sides - Navy
 - Tummy - white or Yellow
 - Tail - Navy



- COW**
- Face - A1 Black
 - Ears - B6 Black/Grey
 - Nose - C4 white
 - Nose - C8 Pink
 - Eyes - D3 Blue
 - Eyes - D4 Black
 - Horns - E5 white
 - Tuft - Black
 - Tummy - white
 - Tail - E6 White/Black