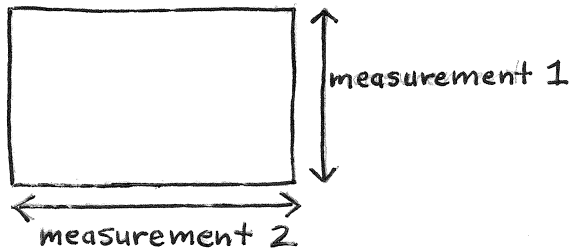


Welcome To Nanas...

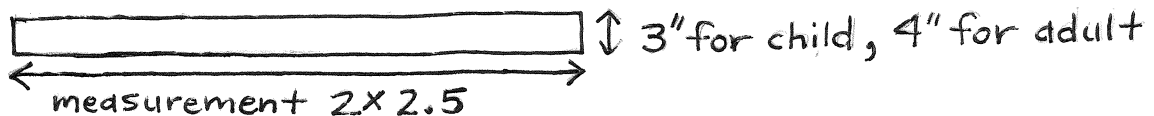
Simple to Sew Apron Pattern

1. Measure from the waist to above the knee.
and add one inch. _____" (1)
Measure around the waist. _____" (2)

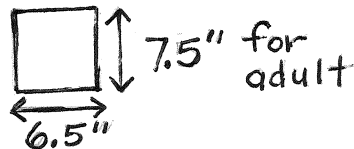
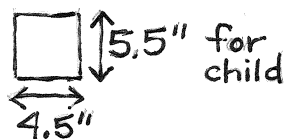
2. Cut the apron front. Cut 1.



3. Cut the waistband. Cut 1.



4. Cut pockets (optional) - cut 1 or 2



5. Apron Supplies -

Fabric - 1 yd. for a one color apron

OR $\frac{2}{3}$ yd. and $\frac{1}{2}$ yd. coordinating fabric

Thread

Rick-rack (optional)

